


# VT series INVERTED MICROSCOPE

**BINOCULAR AND TRINOCULAR MODELS**  
**Infinity Corrected high quality optics**

Inverted Routine microscope for the examination of tissue culture, living protozoa in natural form in the petri dishes and culture bottles.



Model VT-B-2

MEIJI VT  
TECHNO series

# INVERTED MICROSCOPE

## MAIN FEATURES:

### VIEWING HEAD:

**Binocular head** inclined at 30° rotatable through 360°, with multi-coated high transmission prisms. Each eyetube is provided with a graduated dioptre adjustment. Interpupillary distance is adjustable between 52mm and 72mm. (Models VT-B-1, VT-B-2 and VT-B-PC)

**Trinocular head** inclined at 30° rotatable through 360°, with multi-coated high transmission prisms. A sliding beam-splitter allows all the light to the eyepieces or directs 80% to the camera system and 20% to the eyepieces. Each eyetube is provided with a graduated dioptre adjustment. Interpupillary distance is adjustable between 52mm and 72mm. (Models VT-T-1, VT-T-2 and VT-T-PC)

### OBJECTIVE CHANGER:

Positive action quadruple ball bearing nosepiece with wide-knurled grip for easy operation.

### EYEPIECES DIN STANDARD:

Paired wide-field, high eyepoint eyepiece with field of view number 18mm (HWF10X).

### OBJECTIVES DIN STANDARD:

Infinity corrected high quality long working distance objectives. All objectives are parcentred, parfocal and fully antireflection coated. Correction for specimen cover is 1.2mm.

### STAGE:

Square plain stage of 180mm(W) x 200mm(D) (Models VT-B-1 and VT-T-1) or with Mechanical stage, movement 112mm(X) x 72mm(Y), with low positioned coaxial controls, with a test plate holder (Models VT-B-2, VT-B-PC, VT-T-2 and VT-T-PC).

### CONDENSERS:

Extra long working distance condenser of N.A.0.30, W.D.55mm or Long working distance condenser of N.A.0.55, W.D.21mm. with an aperture diaphragm and 40mm diameter filter in mount. Condenser is focuable by rack and pinion mechanism.

### FOCUSING MOVEMENT:

The coaxial low level coarse and fine focusing controls with graduation reading 2 microns per division is fitted with a tention adjustment.

### LIGHT SOURCE:


The high intensity tungsten 6V, 20W lamp is provided with an intensity control.

### BASE:

The 180mm x 240mm wide stable base fitted with rubber anti-skid feet.

### SIZE & WEIGHT:

approx. 260mm(W) x 435mm(D) x 450mm(H), 8kg



Model VT-B-2

## OBJECTIVES AND EYEPIECES SPECIFICATIONS

Optical correction for specimen cover is 1.2mm.

Infinity corrected S. Plan LWD objectives  
Objectives for examination of tissue culture

CAT.NO.	Mag.	N.A.	Field	W.D.	F.L.
MA340	4X	0.10	4.5mm	14.95mm	50mm
MA341	10X	0.25	1.8mm	6.64mm	20mm
MA342	20X	0.40	0.9mm	4.49mm	10mm
MA343	40X	0.65	0.45mm	0.78mm	5mm


Infinity corrected S. Plan LWD Ph objectives  
Objectives for examination of tissue culture under  
Phase contrast

CAT.NO.	Mag.	N.A.	Field	W.D.	F.L.
MA346	10X	0.25	1.8mm	6.64mm	20mm
MA347	20X	0.40	0.9mm	4.49mm	10mm
MA348	40X	0.65	0.45mm	0.78mm	5mm


DIN Eyepieces:

CAT.NO.	Mag.	Field	Eyepoint	F.L.
MA406	HWF10X	18 mm	24.0 mm	25mm







Model VT-T-1



Model VT-B-PC



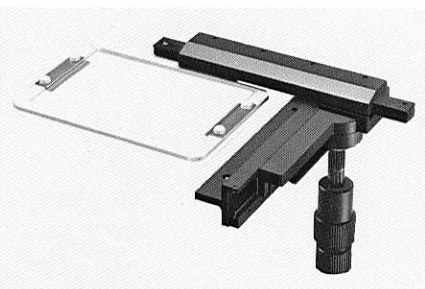
This picture shows the VT-T-2 with PMX-100/405 and EX-1 Photographic equipments.




This picture shows the VT-T-2 with TV camera and monitor.



MA374 LWD Condenser, N.A.0.55, W.D. 21mm with Phase annulus for 10X, 20X and 40X Phase objectives.  
 MA377 Clear Green filter, G533,  
 MA346 S-Plan LWD Ph 10X,  
 MA347 S-Plan LWD Ph 20X,  
 MA348 S-Plan LWD Ph 40X,



MA380 Attachable Mechanical Stage, movement 112(X) x 72mm(Y), with test plate holder, with drop down controls



MA381 60mm diam. petri dish holder  
 MA382 1" x 3" Slide glass holder  
 MA383 Chamber holder  
 MA384 35mm diam. petri dish holder  
 MA385 55mm diam. petri dish holder

## ACCESSORIES

### EYEPIECES (DIN)

**MA406** Widefield, High Eyepoint, 10X (HWF10X) (included)

**MA408** Widefield, High Eyepoint, 15X (HWF15X)

### OBJECTIVES (INFINITY CORRECTED)

(Optical correction for specimen cover is 1.2mm.)

**MA340** S-Plan 4X, N.A.0.10 (included)

**MA341** S-Plan LWD10X, N.A.0.25 (included in the models VT-B-1, VT-B-2, VT-T-1 and VT-T-2)

**MA342** S-Plan LWD20X, N.A.0.40 (included in the models VT-B-1, VT-B-2, VT-T-1 and VT-T-2)

**MA343** S-Plan LWD40X, N.A.0.65 (included in the models VT-B-2 and VT-T-2)

**MA346** S-Plan LWD Ph10X, N.A.0.25 (included in the models VT-B-PC and VT-T-PC)

**MA347** S-Plan LWD Ph20X, N.A.0.40 (VT-B-PC and VT-T-PC)

**MA348** S-Plan LWD Ph40X, N.A.0.65 (VT-B-PC and VT-T-PC)

### CONDENSERS

**MA372** ELWD Condenser, N.A.0.30 (included in the models VT-B-1, VT-B-2, VT-T-1 and VT-T-2)

**MA373** LWD Condenser, N.A.0.55 (included in the models VT-B-2 and VT-T-2)

**MA374** LWD Condenser, N.A.0.55 with Phase annulus in sliding mount (included in the models VT-B-PC and VT-T-PC)

**MA458** Centering telescope (included in the models VT-B-PC & VT-T-PC)

**MA375** Slider with phase annulus

### FILTERS

**MA376** Frosted Blue filter, 40mm diam. in mount (included)

**MA377** Clear Green filter, 40mm diam. in mount (included in the models VT-B-PC and VT-T-PC)

### VT Series INVERTED MICROSCOPE ORDERING INFORMATION

COMPONENTS	MODELS					
	VT-B-1	VT-B-2	VT-B-PC	VT-T-1	VT-T-2	VT-T-PC
Binocular head inclined at 30°	○	○	○			
Trinocular head inclined at 30°				○	○	○
DIN HWF10X Eyepiece, field No. 18	○	○	○	○	○	○
Set of S. Plan objectives, 4X, LWD10X, LWD20X	○			○		
Set of S. Plan objectives 4X, LWD10X, LWD20X, LWD40X		○			○	
Set of S. Plan Phase objectives LWD Ph10X, LWD Ph20X, and S. Plan 4X.			○			○
Plain square stage	○			○		
With mechanical stage, movement 112mm(X) x 72mm(Y)		○	○		○	○
ELWD Condenser, N.A.0.30, W.D.55mm	○	○		○	○	
LWD Condenser, N.A. 0.55, W.D.21mm		○			○	
LWD Condenser, N.A. 0.55 with Phase annulus in sliding mount			○			○
Centering telescope			○			○
Blue filter (frosted)	○	○		○	○	
Green filter (clear) G533			○			○
Illuminator 6V, 20W Halogen	○	○	○	○	○	○

### OTHER ACCESSORIES

**MA380** Mechanical Stage, movement 112(X) x 72mm(Y), with test plate holder, with drop down controls (included the models VT-B-2, VT-B-PC, VT-T-2 and VT-T-PC)

**MA381** 60mm diam. petri dish holder

**MA382** 1" x 3" Slide glass holder

**MA383** Chamber holder

**MA311** Spare halogen bulb, 6V, 20W

### PHOTOGRAPHIC AND TV EQUIPMENTS

**PMX100/405** Large format photomicrographic camera with #405 Polaroid 3¼" x 4¼" pack film holder. Film holder is interchangeable with other pack film holders and roll film holder.

**EX-1** Exposure meter for use with PMX-100

**MA136** Carrying Case for PMX100 and EX-1

**MA150/60** Camera attachment with finder for 35mm SLR camera. To use with the models VT-T. Need to use a T2 adapter and photo eyepiece.

**MA512** Photo eyepiece 2.5X

**MA508** Photo eyepiece 5X

**MA500** Photo eyepiece 3.3X with reticule mount Adapter rings.

**T2**  
 T2-1 Canon T2-2 Minolta T2-3 Pentax K  
 T2-4 Pentax S T2-5 Nikon T2-6 Olympus  
 T2-7 Contax T2-8 Konica T2-9 Canon EOS  
 T2-10 Minolta α (Make and model of camera must be specified when ordering.)

**MA151/10** "C" Mount for use with VT-T to connect with TV camera

**CK1000** Color TV Camera, 2/3" CCD with control unit Horizontal resolution 330 lines, NTSC

**CK3600** Color TV Camera, 1/2" CCD with AC Adapter Horizontal resolution 420 lines, NTSC

**PG1000** Video Pointer Unit



**MEIJI TECHNO CO.,LTD.**

6, Oi-670, Oi-machi, Iruma-gun  
 Saitama 356-0053, Japan  
 Phone : 492-67-0911

Fax : 492-69-0691, 492-69-0692

**MEIJI TECHNO AMERICA**

2186 Bering Drive  
 San Jose, CA., 95131, USA  
 Phone : 408-428-9654 Fax : 408-428-0472  
 Toll free : 800-832-0060

Agent: